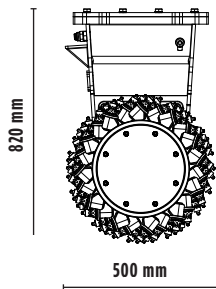
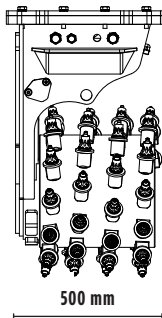




## DRUM CUTTER

# MB-R500



## SPECIFICATIONS

	Recommended excavator	ton	3,5 - 11
	Recommended skid steer loader*	ton	3,5 - 6
	Weight	ton	0,30
	Cutting width	mm	450
	Pick force	N	19600
	Speed/Min. (minimum - maximum)	rpm	80 - 120
	Output torque	Nm	5000
	Pressure	bar	300 - 350
	Back pressure	bar	< 4
	Oil flow rate**	l/min	60 - 120
	Drum diameter	mm	500

\* Please verify machine's Rated Operating Capacity.

\*\* The minimum hydraulic flow rate value must be alongside the required operating pressure.

## ACCESSORIES

Dust suppression kit	Interchangeable drum kit (low-set / full-set)
Rock and asphalt pick kits	Drum cover kit
Cutting depth adjustment kit	Cutter body rotation kit*
Power transmission kit	24 month warranty

\* Needs rotation system

## APPLICATION AREAS



DEMOLITIONS



ROAD WORKS



QUARRIES



MINES



TUNNELS



ENCLOSED SPACES



PIPELINES



EXCAVATION



URBAN CONSTRUCTION  
SITES



MAINTAINING LANDSCAPE  
AND AGRICULTURAL AREAS



UNDERWATER WORKS



PROFILING