

# KOMATSU

## PC58MR-5



Mini-excavator

**Engine power**  
29.1 kW / 39.0 HP @ 2400 rpm

**Operating weight**  
5620 kg

**Bucket capacity**  
0.055 - 0.18 m<sup>3</sup>

Increased fuel efficiency and  
**environmental performance**



Engine power

**29.1 kW / 39.0 HP @ 2400 rpm**

Operating weight

**5620 kg**

Bucket capacity

**0.055 - 0.18 m<sup>3</sup>**



## Powerful and environmentally friendly

- Low consumption EU Stage V engine
- Integrated Diesel Particulate Filter (DPF) with 6000 SMR cleaning interval
- 6 selectable working modes
- Auto-deceleration and idle shutdown

## First-class comfort

- Improved operator convenience
- Multi-function monitor with high resolution 3.5" LCD color display
- Eco-gauge and fuel consumption gauge

## Total versatility

- Lehnhoff Powertilt available as factory fit
- 3rd auxiliary circuit for hydraulic powertilt and 4th line for hydraulic quick-coupler single effect (optional)
- Increased lifting capacity over side (+13%)

## Safety first

- Rear-view camera system
- Additional track roller
- LED working lights (standard)
- Neutral position detection system
- Emergency engine stop switch
- Seat belt caution indicator

## Easy maintenance

- Tilting cab
- Wide opening engine hood
- Extended maintenance information displayed on the monitor

## Komtrax

- Komatsu Wireless Monitoring System
- 4G mobile communications
- Integrated communication antenna
- Increased operational data and reports

## Powerful and environmentally friendly



### **Komatsu EU Stage V**


The Komatsu EU Stage V engine is productive, dependable and efficient. With ultra-low emissions, it provides a lower environmental impact and a superior performance to help reduce operating costs and lets the operator work in complete peace of mind.

### **Komatsu CLSS**

The CLSS (Closed-centre Load Sensing System) hydraulic circuit guarantees power, speed and perfect control to all movements, including simultaneous ones. The combination of the variable displacement pump and of CLSS allows operators to perform all required movements with maximum efficiency, regardless of the load or rpm.

### **Auto deceleration and auto idle shutdown**

Both these functions are provided as standard. Auto-deceleration reduces the engine speed automatically a few seconds after the work equipment lever is moved to the neutral position. The auto idle shutdown automatically stops the engine after a preset time to reduce unnecessary fuel consumption.



## Total versatility



### Power tilt option

Lehnhoff Powertilt is available as factory fit. It combines all benefits of a quick-coupler with a tilt motor, offering a huge work range of  $2 \times 90^\circ$  swivel range on both sides. Additional auxiliary lines allow the utilisation of complex attachments such as rotating grapples. Piping is routed over the arm for better protection and long lasting design. While Lehnhoff Powertilt is perfect for very precise bucket movements, it's also well suitable for breaker applications.



## First-class comfort

### An optimal work environment

Despite its compact size, the PC58MR-5 offers unequalled comfort. The spacious cab was developed with exceptional care to details, and the work environment is quiet and comfortable. Special attention is given to the operator: ergonomic and dedicated PPC controls, and, in option, an efficient air conditioning and ventilation system to guarantee optimal thermal comfort. A much larger cab door makes cab access a lot easier.

### Perfect operator convenience

Proportional controls are fitted as standard for safe and precise operation of attachments. The dial type fuel control makes operation and engine speed adjustment simple. The automatic travel speed shift function allows smooth and efficient operation. Pressing a speed selector button on the blade lever chooses auto 2-speed or fixed 1st speed travel for easy shifting during blade operation. A 12-volt power port is also included in the cab.



### Multi-function and rear-view monitors

A high-definition 3.5" LCD monitor provides excellent visibility. The high-definition LCD panel is less affected by the viewing angle and surrounding brightness, ensuring excellent visibility. Various alerts and machine information are displayed in a simple format. Useful information such as operation records, machine setting and maintenance data are also provided. A separate rear-view monitor gives the operator a constant clear view of the area behind the machine, greatly improving safety.



## Information & communication technology



### Knowledge

You get quick answers to basic and critical questions about your machines – what they're doing, when they did it, where they're located, how they can be used more efficiently and when they need to be serviced. Performance data is relayed by wireless communication technology (satellite, GPRS or 4G depending on model) from the machine to a computer and to the local Komatsu distributor – who's readily available for expert analysis and feedback.

### Convenience

Komtrax enables convenient fleet management on the web, wherever you are. Data is analysed and packaged specifically for effortless and intuitive viewing in maps, lists, graphs and charts. You can foresee eventual maintenance issues and required spare parts, and troubleshoot a problem before Komatsu technicians arrive on site.



### The way to higher productivity

Komtrax uses the latest wireless monitoring technology. Compatible on PC, smartphone or tablet, it delivers insightful and cost saving information about your fleet and equipment, and offers a wealth of information to facilitate peak machine performance. By creating a tightly integrated web of support it allows proactive and preventive maintenance and helps to efficiently run a business.

### Power

The detailed information that Komtrax puts at your fingertips 24 hours a day, 7 days a week gives the power to make better daily and long-term strategic decisions – at no extra cost. Problems can be anticipated, maintenance schedules customised, downtime minimised and machines kept where they belong: working on the jobsite.



## Easy maintenance



### Excellent serviceability

The wide opening engine bonnets provide a quick access to daily inspection points. The fuel and the hydraulic oil tanks are located under the side bonnet, in a safe and easy-to-reach position. High durability bushings and a 500 hours engine oil change interval further lower operating costs.



Rear bonnets for quick engine checks, simple inspections, cleaning of the radiators and easy access to the battery



The cab easily tilts back for major maintenance tasks



The updated multifunction monitor panel provides the operator with maintenance and service information



Convenient and save fuel and oil refilling under the front bonnet



Large fuel filter and fuel pre-filter with water separator protect the engine



Aftertreatment device regeneration screen for the DPF



## Highest reliability and safety

### Work in tight spaces

The new short-tail PC58MR-5 delivers optimal power and digging speed, even in confined spaces where traditional machines can't work: yards, road works, demolition sites, sewers, etc. Sturdy and very stable, it guarantees maximum safety and offers complete operator confidence in any working conditions.

### Smallest swing radius


The extra-small swing radius with minimum rear protrusion from the tracks (140 mm) allows the operator to concentrate on work in confined areas.

### X-frame


The X-frame ensures maximum stress resistance and optimal stress distribution. Its shape makes the machine a lot more rigid and reliable. In addition, it facilitates the regular undercarriage cleaning operations and the spoils removal process.



Secondary engine shutdown switch



Seat belt caution and neutral position detection system caution



Hose burst valves on boom and arm cylinders

# Specifications

## Engine

Model	Komatsu 4D88E-7
Type	Water-cooled, 4-cycle direct injection
Engine power	
at rated engine speed	2400 rpm
ISO 14396	29.1 kW / 39.0 HP
ISO 9249 (net engine power)	28.3 kW / 38.0 HP
No. of cylinders	4
Bore × stroke	88 × 90 mm
Displacement	2189 cm <sup>3</sup>
Max. torque / engine speed	139 Nm / 1440 rpm
Air filter type	Dry
Fuel	Diesel fuel, conforming to EN590 Class 2/Grade D. Paraffinic fuel capability (HVO, GTL, BTL), conforming to EN 15940:2016

## Drives and brakes

Steering control	2 levers with pedals giving full independent control of each track
Drive method	Hydrostatic
Hydraulic motors	2 × axial piston motor
Reduction system	Planetary gear
Max. travel speeds	
Lo / Hi	2.6 / 4.6 km/h
Maximum drawbar pull	4200 daN (4280 kgf)

## Undercarriage

Construction	X-frame centre section with box section track frames
Rollers	
Track rollers (each side)	5
Carrier rollers (each side)	1
Shoe width	400 mm
Ground pressure (standard)	0.32 kg/cm <sup>2</sup>

## Swing system

The rotation is operated by means of an orbital hydraulic motor. Single ball-bearing ring with internal, induction hardened toothring.  
Centralised lubrication of the unit.

Swing speed	9.0 rpm
-------------	---------

## Hydraulic system

Type	Komatsu CLSS
Main pump	2 × variable displacement pump
Maximum pump flow	53.5 × 2 + 33.8 + 12 l/min
Max. operating pressure	26.5 MPa (265 bar)
Hydraulic motors	
Travel	2 × variable displacement motor
Swing	1 × fixed displacement motor
Hydraulic cylinders (bore × stroke)	
Boom	90 × 691 mm
Arm	85 × 733 mm
Bucket	75 × 580 mm
Boom swing	95 × 630 mm
Blade	110 × 140 mm
Bucket digging force (ISO 6015)	
	3900 daN (3980 kg)
Arm crowd force (ISO 6015)	
1640 mm arm	2392 daN (2440 kg)
2000 mm arm	2226 daN (2270 kg)

## Blade

Type	Electro-welded, single unit structure
Width × height	1960 × 355 mm
Blade, max. lifting height	430 mm
Blade, max. digging depth	330 mm

## Service refill capacities

Fuel tank	65 l
Radiator	8.8 l
Engine oil (refill)	7.5 l
Hydraulic system	55 l

## Environment

Engine emissions	Fully complies with EU Stage V exhaust emission regulations
Noise levels	
LwA external	96 dB(A) (2000/14/EC Stage II)
LpA operator ear	77 dB(A) (ISO 6396 dynamic test)
Vibration levels (EN 12096:1997)	
Hand/arm	$\leq 2.5 \text{ m/s}^2$ (uncertainty K = 0.58 $\text{m/s}^2$ )
Body	$\leq 0.5 \text{ m/s}^2$ (uncertainty K = 0.22 $\text{m/s}^2$ )
Contains fluorinated greenhouse gas HFC-134a (GWP 1430). Quantity of gas 0.6 kg, CO <sub>2</sub> equivalent 0.86 t.	

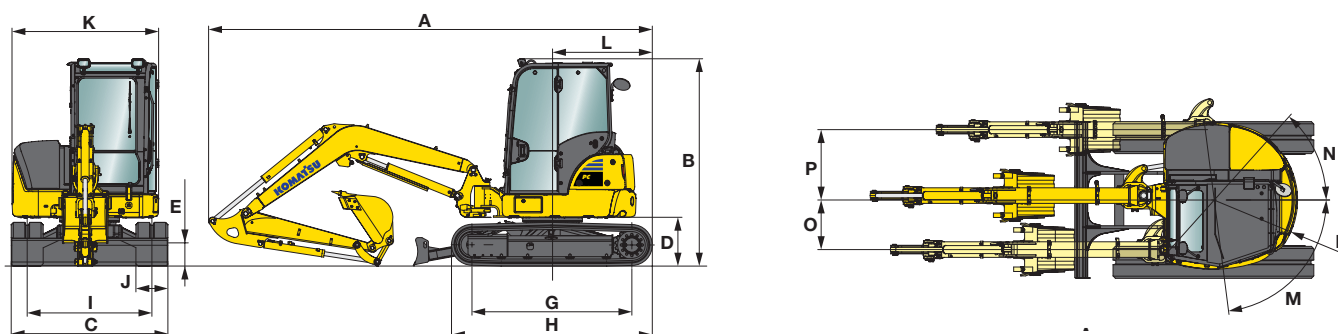
## Operating weight (appr.)

Rubber shoes	5620 kg
Roadliner shoes	5760 kg
Steel shoes	5700 kg

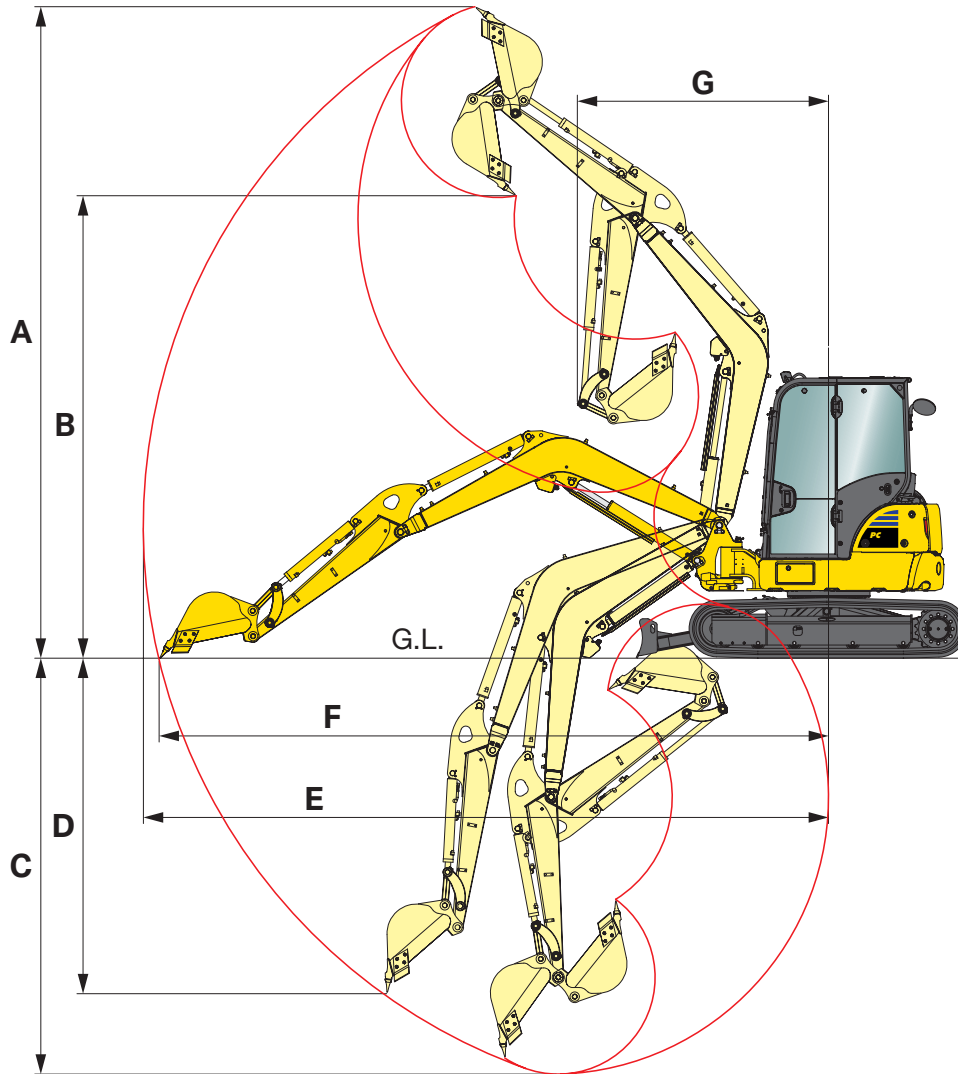
Operating weight, including cabin, specified work equipment, bucket, operator, lubricant, coolant, full fuel tank and the standard equipment.

## Machine dimensions

	mm	1640	2000
Arm length	mm	2900	2900
Boom length	mm	5550	5550
A Overall length	mm	2610	2610
B Overall height	mm	1960	1960
C Overall width	mm	610	610
D Clearance under counterweight	mm	290	290
E Ground clearance	mm	1180	1180
F Tail swing radius	mm	2000	2000
G Track length on ground	mm	2520	2520
H Track length	mm	1560	1560
I Track gauge	mm	400	400
J Shoe width	mm	1835	1835
K Overall width of upper structure	mm	1265	1265
L Distance, swing centre to rear end	mm	85 / 50	85 / 50
M/N Boom swing angle	°	630	630
O Boom offset LH	mm	880	880
P Boom offset RH	mm		



## Working range




### Working range

Arm length	mm	1640	2000
A Max. digging height	mm	5915	6180
B Max. dumping height	mm	4200	4470
C Max. digging depth	mm	3770	4130
D Max. vertical wall digging depth	mm	3030	3380
E Max. digging reach	mm	6220	6570
F Max. digging reach at ground level	mm	6075	6435
G Min. swing radius	mm	2285	2390
Min. swing radius at boom swing	mm	1760	1855

## Lifting capacity

**A** Reach from swing centre











**B** Bucket hook height

 Rating over front

 Rating over side

Lifting capacities, including bucket linkage and bucket cylinder, without bucket

### PC58MR-5, with cab, rubber shoes, blade up

Arm length	A		Max.		5.0 m		4.0 m		3.0 m		2.0 m	
	B											
1640 mm	4.0 m	kg	*900	*900			*850	*850				
	3.0 m	kg	810	760			*890	*890				
	2.0 m	kg	730	690	790	740	1080	1030	*1420	*1420		
	1.0 m	kg	700	660	770	720	1050	990	1580	1470		
	0.0 m	kg	720	680	760	710	1020	960	1530	1420		
2000 mm	4.0 m	kg	*790	*790			*690	*690				
	3.0 m	kg	720	680	*790	760	*750	*750				
	2.0 m	kg	650	610	780	740	*950	*950	*1160	*1160		
	1.0 m	kg	630	590	760	720	1050	980	1590	1470		
	0.0 m	kg	640	610	740	700	1010	940	1510	1400	*1300	*1300

Ratings are based on ISO standard 10567. Rated loads do not exceed 87% of hydraulic lift capacity or 75% of tipping load. Excavators used in object handling operations must comply with the related local regulations and must be equipped with hose burst valves (boom & arm) and an overload warning device in compliance with EN474-5.

- The values marked with an asterisk (\*) are limited by the hydraulic capacities.
- Calculations are based on the machine resting on a uniform and firm surface.
- The lifting point is a hypothetical hook placed behind the bucket.

# Standard and optional equipment

## Engine

Komatsu 4D88E-7 water-cooled, 4-cycle direct injection diesel engine	●
EU Stage V compliant	●
Diesel Particulate Filter (DPF)	●
Fuel control dial	●
Auto-deceleration function	●
Auto idle shutdown	●
Engine ignition can be password secured on request	●
Alternator 12 V / 55 A	●
Starter motor 12 V / 2.3 kW	●
Battery 12 V / 72 Ah	●

## Hydraulic system

6-working mode selection system; power mode, economy mode, breaker mode, attachment power and attachment economy mode, and lifting mode	●
Adjustable PPC wrist control levers for arm, boom, bucket and swing, with proportional control for attachments	●
PPC control lever and pedals for steering and travel	●
Automatic two-speed travel control	●
Relief valves on service spool	○
3rd auxiliary circuit for hydraulic powertilt and 4th line for hydraulic quick-coupler single effect	○
2nd auxiliary hydraulic circuit (HCU-C)	○
Lehnhoff Powertilt	○

## Undercarriage

400 mm rubber shoes	●
400 mm roadliner shoes	○
400 mm steel shoes	○

## Cabin

ROPS (ISO 3471) / OPG (ISO 10262) level 1 tilting cab with heating, skylight, pull-up type front window with locking device, lower window, windscreen-wiper, floor mat, sun roller blind*	●
Adjustable high comfort air suspension seat with retractable seat belt	●
Monitor panel 3.5" colour display	●
12 Volt power supply	●
Beverage holder and magazine rack	●
Air conditioning	○
Radio equipment + radio	○

## Safety equipment

Rear-view camera system*	●
Travel acoustic alarm	●
Electric horn	●
Rear-view mirrors (left and right side)	●
Hose burst valves on boom and arm cylinders	●
Overload warning device	●
Emergency engine stop switch	●
Neutral position detection system	●
Seat belt caution indicator	●
Anti-slip cabin access	●
Mountings for OPG level 1 front guard	●
Bucket linkage with lifting eye	○
Blade cylinder safety valve	○
Rotating beacon	○

## Service and maintenance

Multi-function video compatible colour monitor with Equipment Management and Monitoring System (EMMS) and efficiency guidance	●
Battery main switch	●
Komtrax – Komatsu wireless monitoring system (4G)	●

## LED lighting system\*

Working light on boom	●
Two front working lights on cab	●
Rear working light on cab	●

## Attachments

Bucket range (300 - 800 mm)	○
-----------------------------	---

## Work equipment

Boom	●
Blade	●
1640 mm digging arm	●
Boom cylinder protection guard	●
Protection for boom safety valve	●
2000 mm digging arm (not with Powertilt)	○

## Other equipment

Standard colour scheme and decals	●
Parts book and operator manual	●
Change-over valve on bucket cylinder for clamshell bucket utilization	○
Special waxing	○

Further equipment on request

● standard equipment

○ optional equipment

\* only with EN474-1:2022 update



A wide range of buckets and attachments is available. Your Komatsu distributor is ready to assist you with the selection of suitable options.

This specification sheet may contain attachments and optional equipment that are not available in your area. Please consult your local Komatsu distributor for those items you may require.

Materials and specifications are subject to change without notice.

---

Your Komatsu partner:

**KOMATSU**

[komatsu.eu](https://www.komatsu.eu)

